

Acoustic Felt Panels



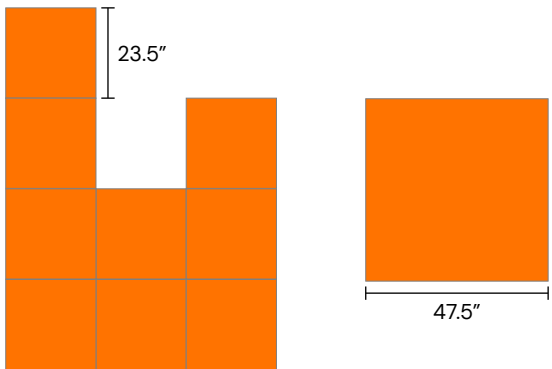
Felt panels are the most design-oriented and easy to install option when needing reverb crushing wall coverings. And the easy installation, good ol' fashioned adhesive. Need to cancel even more noise or want a smaller amount of panels? We're a step ahead. Mode Acoustic Felt Panels have the ability to use our panel standoffs to significantly increase the NRC value. We have many predesigned shapes and patterns to choose from but the beauty of Felt is the ease at which we can bring any idea to life — curves, dimensions, mosaics, and more.

Specifications

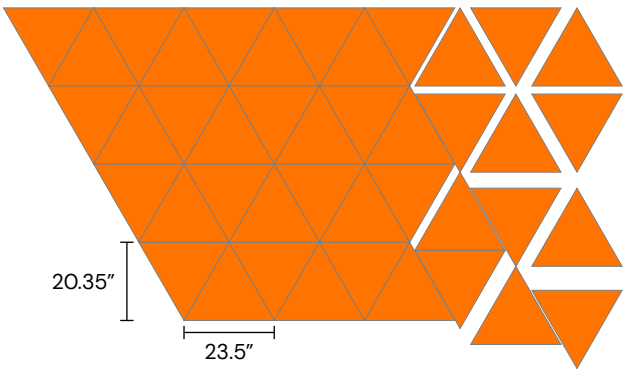
Product Name	Mode Acoustic Felt Panels
Content	100% Polyester (PET) with a minimum of 60% recycled content
Thickness	12mm
Length	Up to 95.5” (Custom lengths available)
Height	Up to 47.5” (Custom heights available)
Weight	.5 lbs/per sq ft
Edge Options	Exposed felt
Sound Performance	ASTM C423-17: NRC = 0.45
Fire Performance	Product made from Class A PET felt material tested under ASTM-84
Variations	Mode Acoustic Felt uses an industry standard felting process. Slight and consistent variations in color and “heathering” should be expected when using this sustainable material. Slight imperfections are within normal manufacturing tolerance and not visible in standard installations.
Environmental	Low VOC emissions, formaldehyde and phenol-free. Red List free.
Maintenance	Vacuum to remove any loose dirt or dust. You may use a soft or plastic bristle brush to loosen it. Avoid excess pressure. Compressed air can also be used to dust the material in difficult or large installations. If stains are present, you may saturate a lint-free cloth with a mild detergent or soap and water solution.
Warranty	10 years
Unit of Sale	Per Unit

Designs


Squares




Triangle



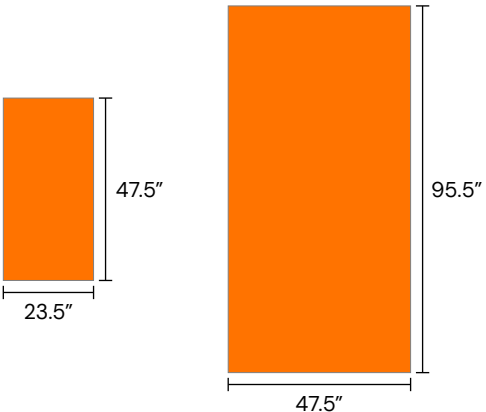
Hexagon



Circle



Rectangles



Installation

Mode peel and stick for the easiest installation or contractor supplied construction adhesive.

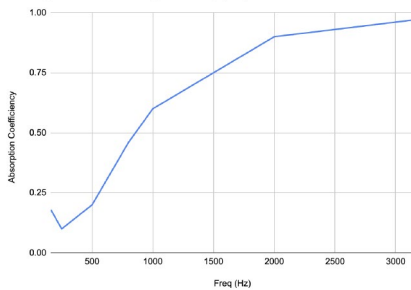
Colors



Test Results

12mm direct mount

Absorption Coefficiency vs. Freq (Hz)



Freq (Hz)	Absorption Coefficiency
160	0.18
250	0.10
500	0.20
800	0.46
1000	0.60
2000	0.90
3150	0.97
NRC	0.45

The Noise Reduction Coefficiency (NRC) is calculated as the arithmetic average of the absorption coefficients in the shaded bands only (250, 500, 1250 & 2000 Hz).

ASTM C 423-17: Type A Mounting – Test specimen laid directly against the test surface to simulate a typical wall installation.

Note: using stand-offs or mounting off the wall 3/4" will help obtain up to 30% improvement in NRC over direct mounting.